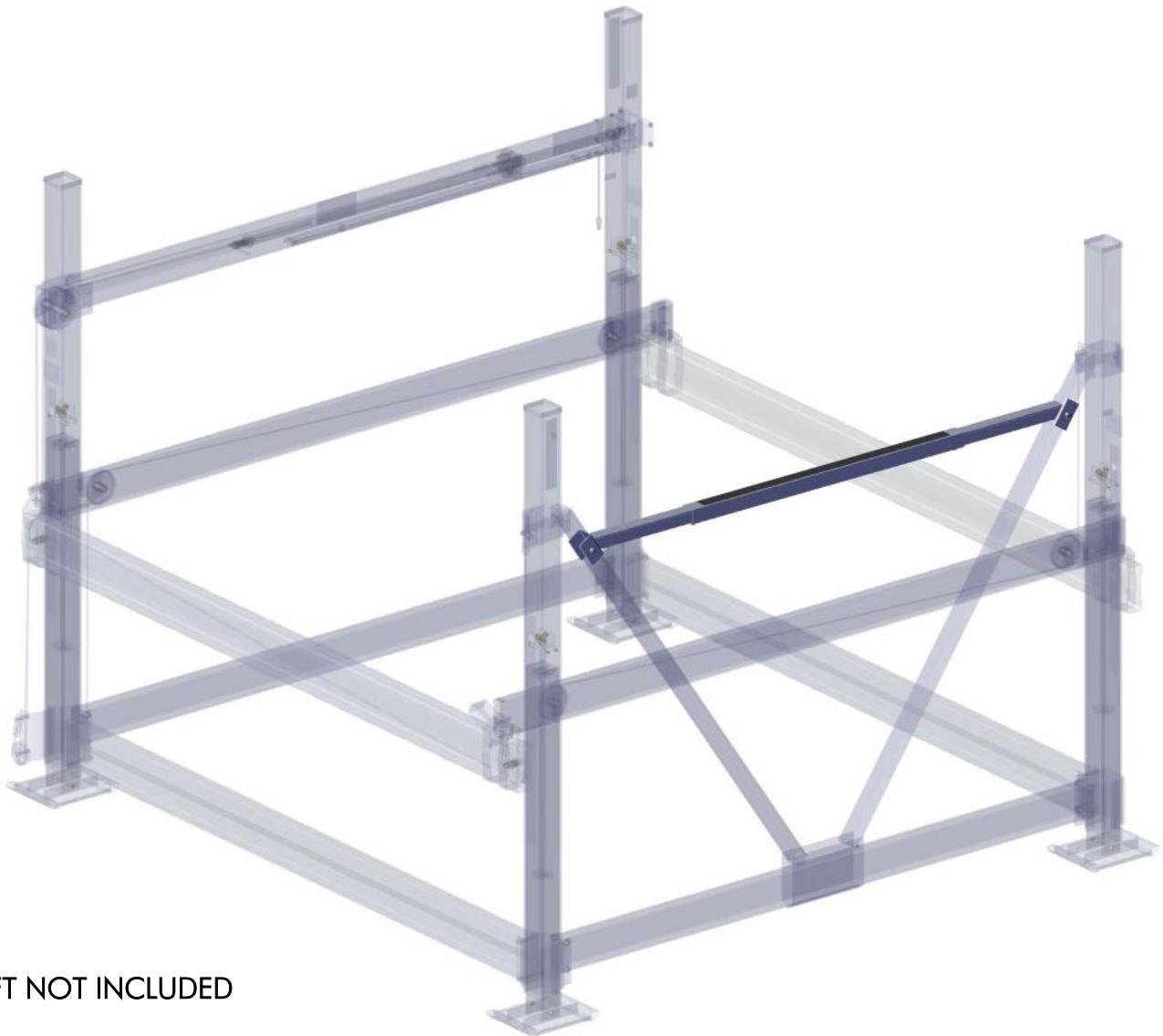


FLOE VSD6-10K STD LIFT STEP

INSTRUCTIONS

KIT P/N 511-95075-00



*LIFT NOT INCLUDED

TOOLS REQUIRED

- 3/4" WRENCH/SHALLOW SOCKET
- 5/16" HEX KEY/SOCKET
- TORQUE WRENCH
- TAPE MEASURE
- RUBBER Mallet

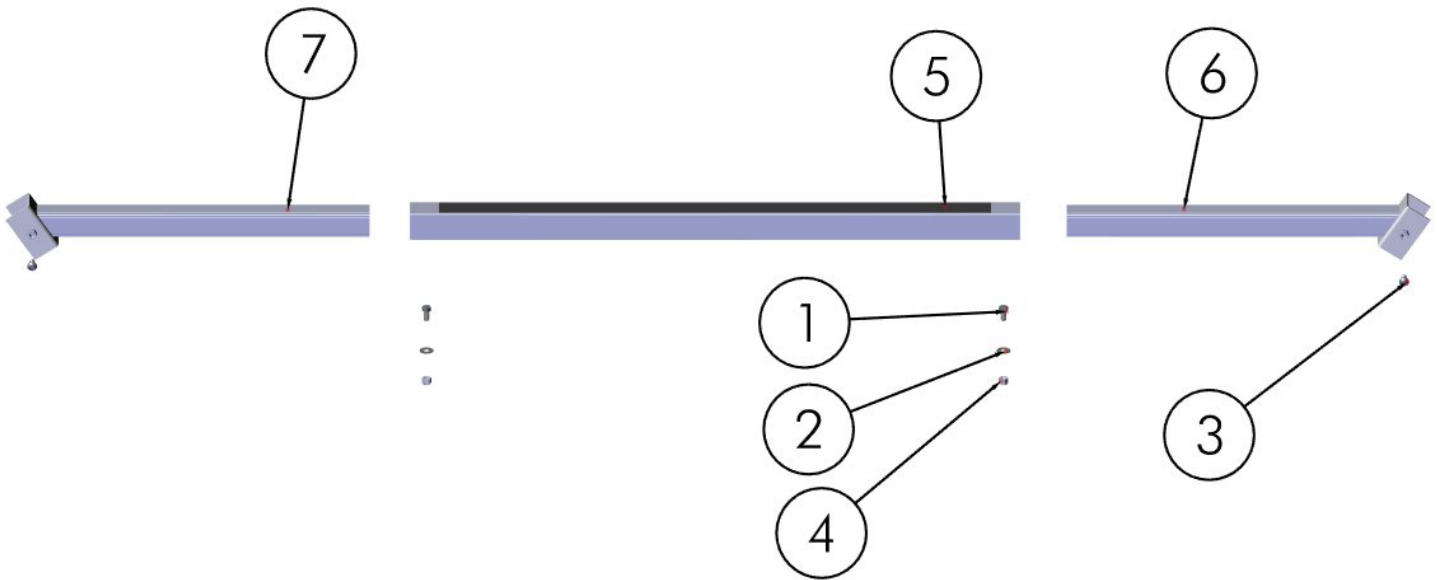
INSTRUCTION P/N: 611-95075-00
RELEASED 9/28/23

SHEET 1 OF 4

© Manufactured by:
Floe International Inc.
48473 State Hwy. 65
McGregor, MN 55760
www.floeintl.com

BILL OF MATERIALS/EXPLODED VIEW

P/N 511-95075-00		STEP, VSD6-10K STD BOAT LIFT	
NUMBER	PART NUMBER	QTY.	DESCRIPTION
1	001-70205-00	2	HHCS, 1/2-13 X 1" 18-8 SS
2	001-71021-00	2	FLAT WASHER, 1/2" 18-8 SS
3	001-73834-00	2	BHCS, 1/2-13 x 1" 18-8 SS
4	001-76072-00	2	NUT, NYLOCK 1/2-13 ALUM.
5	111-95091-00	1	ASS'Y, OUTER TUBE LIFT STEP 55"
6	111-95101-00	1	WELD'T, LIFT STEP SUPPORT "A"
7	111-95105-00	1	WELD'T, LIFT STEP SUPPORT "B"



ASSEMBLY

LOOSEN BUT DO NOT REMOVE THE INSTALLED HARDWARE (FIGURE 1.1). LOOSEN THE TWO 1/2-13 NYLOCK NUTS UNTIL INNER SUPPORTS CAN BE ADJUSTED IN THE LIFT STEP TUBE. LOOSEN THE TWO 1/2-13 X 1" BUTTON HEAD BOLTS UNTIL THE ENDS NO LONGER PROTRUDE INTO THE CLAMPS (FIGURE 1.2).

FIGURE 1.1

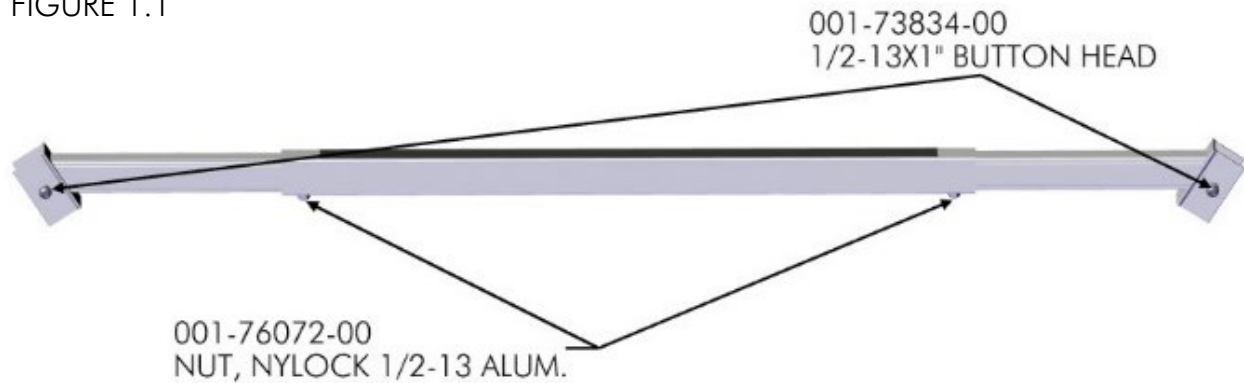


FIGURE 1.2

2X

001-73834-00
1/2-13 X 1"
BUTTON HEAD



ALIGN STEP ON LIFT V-BRACE AND ADJUST INNER SUPPORTS FOR DESIRED HEIGHT LOCATION ACCOUNTING FOR A MAXIMUM OF 20 INCHES EXTENSION PAST THE TOP OF THE OUTER LIFT STEP TUBE. PLACE END CLAMPS ONTO V-BRACE AT DESIRED LOCATION, TAP WITH RUBBER Mallet TO ENSURE CLAMPS ARE FULLY SEATED. TORQUE ½-13 NYLOCK NUTS TO 40 FT-LBS (FIGURE 1.3). TORQUE BUTTON HEAD BOLTS TO 5 FT-LBS (FIGURE 1.4).

